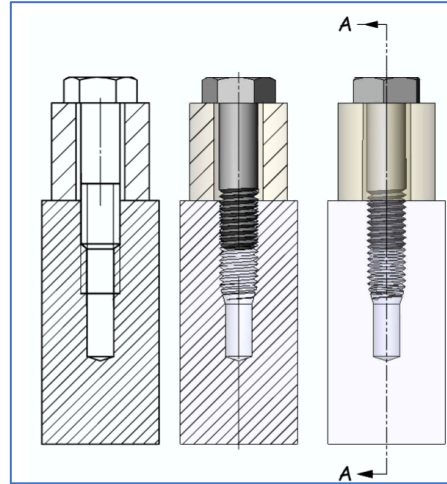


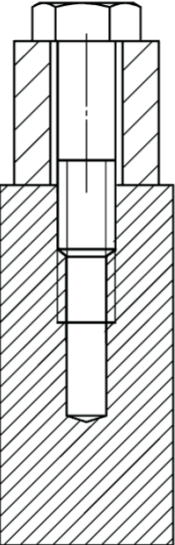
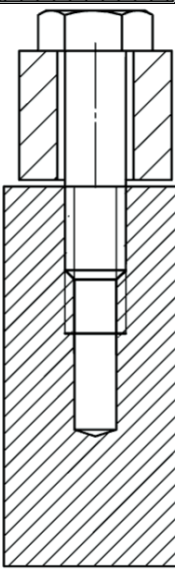
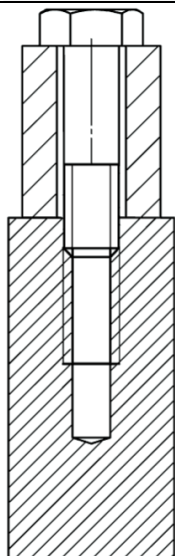
## Assemblages par vis

Un assemblage correct de deux pièces par une vis est représenté de la façon suivante.

Identifier sur les 5 dessins ci-dessous les erreurs et les problèmes générés :



1		
2		

3	 <p>Technical drawing showing a bolt and nut assembly in a hole. The bolt is partially inserted into the hole, and the nut is being threaded onto the bolt. The hole is shown in cross-section with diagonal hatching.</p>	
4	 <p>Technical drawing showing a bolt and nut assembly in a hole. The bolt is fully inserted into the hole, and the nut is being threaded onto the bolt. The hole is shown in cross-section with diagonal hatching.</p>	
5	 <p>Technical drawing showing a bolt and nut assembly in a hole. The bolt is fully inserted into the hole, and the nut is being threaded onto the bolt. The hole is shown in cross-section with diagonal hatching.</p>	